



GUJARAT INDUSTRIES POWER COMPANY LIMITED  
P.O.: PETROCHEMICALS – 391 346, DISTRICT : VADODARA  
PHONE NOS: 2232768 / 2232213 / 2230159, FAX NO: (0265) 2230473  
Email : [csacshah@gipcl.com](mailto:csacshah@gipcl.com) Website : [www.gipcl.com](http://www.gipcl.com)  
**CIN – L99999GJ1985PLC007868**

SEC/REGU31 (1)(b)/31.12.16/2017/

Date: 5<sup>th</sup> January, 2017.

BSE Limited (Listing Dept.) Sir Phiroze Jeejeebhoy Towers, Dalal Street, Mumbai – 400 001.	National Stock Exchange of India Ltd. Exchange Plaza, 5 <sup>th</sup> floor, Plot no. C/1, G Block, Bandra Kurla Complex, Bandra (E) Mumbai – 400 051.
--	---

Dear Sir(s),

Sub. : Shareholding Pattern for the Quarter ended 31<sup>st</sup> December, 2016.

Pursuant to the Regulation 31(1)(b) of the SEBI (Listing Obligations and Disclosure Requirements) Regulations, 2015, we are enclosing herewith the Share Holding Pattern of the Company for the third Quarter ended 31<sup>st</sup> December, 2016.

Kindly find the said Shareholding Pattern in order and take on your record.

Thanking you,

Yours Faithfully,  
For Gujarat Industries Power Co. Ltd.

(CS A C Shah)  
Company Secretary & DGM (Legal)

**Encl. As Above**


Shareholding Pattern under Regulation 31 of SEBI (Listing Obligations and Disclosure Requirements) Regulations, 2015.	
1	Name of Listed Entity: Gujarat Industries Power Company Limited (CIN:L99999GJ1985PLC007868)
2	Scrip Code/Name of Scrip/Class of Security: BSE:517300, NSE:GIPCL EQ
3	Share Holding Pattern filed under: Reg.31(1)(b)
	a. If under 31(1)(b), then indicate the Report for Quarter ended on: 31st December, 2016
	b. If under 31(1)(c), then indicate date of allotment/extinguishment
4	Declaration; The Listed Entity is required to submit the following Declaration to the extent of submission of information:

Declaration		
Sr. No.	Particulars	Yes/No
1	Whether the Listed Entity has issued any partly paid up shares?	No
2	Whether the Listed Entity has issued any Convertible Securities or Warrants?	No
3	Whether the Listed Entity has issued any Warrants?	No
4	Whether the Listed Entity has any shares against which depository receipts are issued?	No
5	Whether the Listed Entity has any shares in locked-in?	No
6	Whether any shares held by promoters are pledged or otherwise encumbered?	No
7	Whether company has equity shares with differential voting rights?	No

1. All the fields in this table are mandatory.  
2. Select (Yes/No) from drop down depending upon the applicability of shares of the company. For e.g. if you will select (No) then it will hide corresponding column from all the respective sheets

*Mud*

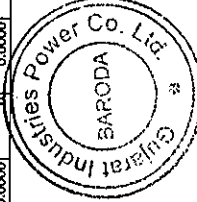
GENERATED ON :03/01/2017      NSDL : 31/12/2016      CDSL :31/12/2016



**Gujarat Industries Power Company Limited**

**Table I - Summary Statement holding of specified securities**

Category	Category of shareholder	Number of shareholders	No. of fully paid up equity shares held	No. of partly paid-up equity shares held	No. of shares underlying Depository Receipts	Total nos. shares held (IV)+(V)+(VI)	Shareholding as a % of total no. of shares (calculate as per SCRR, 1957)	Number of Voting Rights held in each class of securities		No. of Shares Underlying Outstanding convertible securities (including Warrants)	No. Of Warrants Underlying	No. Of Shares Underlying convertible securities and No. Of Warrants	Shareholding, as assuming full conversion of convertible securities (as a percentage of diluted share capital)	Number of Locked in shares		Number of Shares pledged or otherwise encumbered		Number of equity shares held in dematerialised form
								Class eg: X	Class eg: Y					As a % of total Shares held(b)	No. (a)	As a % of total Shares held(b)	No. (b)	
(I)	(II)	(III)	(IV)	(V)	(VI)	(VII) = (IV)+(V)+(VI)	(VIII) = As a % of (A+B+C2)	(IX)		(X)	(XI)	(XII)(a)	(XII)(b) = (VII)+(X) As a % of (A+B+C2)	(XIII)	(XIV)	(XV)		
(A)	Promoter & Promoter Group	5	88040261	0	0	88040261	58.2080	0	88040261	58.2080	0	0	58.2080	0	0.0000	0	0.0000	84236361
(B)	Public	58459	63210927	0	0	63210927	41.7920	0	63210927	41.7920	0	0	41.7920	0	0.0000	NA	0.0000	61733514
(C)	Non Promoter - Non Public	0	0	0	0	0	0.0000	0	0	0.0000	0	0	0.0000	0	0.0000	NA	0.0000	0
(C1)	Shares Underlying DRs	0	0	0	0	0	0.0000	0	0	0.0000	0	0	0.0000	0	0.0000	NA	0.0000	0
(C2)	Shares Held By Employee Trust	0	0	0	0	0	0.0000	0	0	0.0000	0	0	0.0000	0	0.0000	NA	0.0000	0
	Total	58464	151251188	0	0	151251188	100.0000	0	151251188	100.0000	0	0	100.0000	0	0.0000	0	0.0000	145969675



*Mudra*

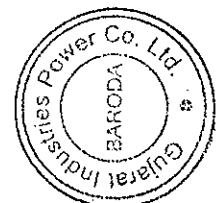
**Gujarat Industries Power Company Limited**

**Table II - Statement showing shareholding pattern of the Promoter and Promoter Group**

Category & Name of the shareholders	PAN	Nos. of shareholders	No. of fully paid up equity shares held	Partly paid up equity shares held	No. of shares underlying Depository Receipts	Total nos. shares held (VII) = (IV)+(V)+(VI)	Shareholding % as per SCRR, 1957 As a % of (A+B+C2)	Number of Voting Rights held in each class of securities		No. of Shares Underlying Outstanding convertible securities (including Warrants)	No. Of Warrants Underlying	No. Of Shares Underlying Outstanding convertible securities and No. Of Warrants	Shareholding % assuming full conversion of convertible securities (as a percentage of diluted share capital)	Number of Locked In shares		Number of Shares pledged or otherwise encumbered	Number of equity shares held in dematerialised form
								No. of Voting Rights	Class eg: X Class eg: Y					(a)	(b)		
(i)	(ii)	(iii)	(iv)	(v)	(vi)	(vii)	(viii) As a % of (A+B+C2)	(ix)	(x)	(xi)	(xii)	(xiii) As a % of (A+B+C2)	(xiv)	(xv)	(xvi)	(xvii)	(xviii)
1 Indian Individuals / Hindu Undivided Family			0	0	0	0	0.0000	0	0	0	0	0	0.0000	0	0.0000	0	0
(a) Central Government / State Government(s)			0	0	0	0	0.0000	0	0	0	0	0	0.0000	0	0.0000	0	0
(b) Financial Institutions / Banks			0	0	0	0	0.0000	0	0	0	0	0	0.0000	0	0.0000	0	0
(c) Any Other (Specify)		5	0	0	0	0	0.0000	0	0	0	0	0	0.0000	0	0.0000	0	0
(d) Bodies Corporate		5	0	0	0	0	0.0000	0	0	0	0	0	0.0000	0	0.0000	0	0
(i) Gujarat Urja Vikas Nigam Limited		1	38384397	0	0	38384397	25.3779	0	0	0	0	0	25.3779	0	0.0000	0	38384397
(ii) Gujarat Alkalies And Chemicals Limited		1	23088980	0	0	23088980	15.2653	0	0	0	0	0	15.2653	0	0.0000	0	23088980
(iii) Gujarat State Fertilizers & Chemicals Limited		1	22362784	0	0	22362784	14.7852	0	0	0	0	0	14.7852	0	0.0000	0	22362784
(iv) Petrofils Cooperative Limited		1	3804100	0	0	3804100	2.5151	0	0	0	0	0	2.5151	0	0.0000	0	3804100
(v) Liquidator Petrofils Co-operative Limited		1	400000	0	0	400000	0.2645	0	0	0	0	0	0.2645	0	0.0000	0	400000
Sub Total (A)[1]		5	88040261	0	0	88040261	58.2080	0	0	0	0	0	58.2080	0	0.0000	0	84236161
2 Foreign Individuals (Non-Resident Individuals / Foreign Individuals)			0	0	0	0	0.0000	0	0	0	0	0	0.0000	0	0.0000	0	0
(a) Government			0	0	0	0	0.0000	0	0	0	0	0	0.0000	0	0.0000	0	0
(b) Institutions			0	0	0	0	0.0000	0	0	0	0	0	0.0000	0	0.0000	0	0
(c) Foreign Portfolio Investor			0	0	0	0	0.0000	0	0	0	0	0	0.0000	0	0.0000	0	0
(d) Any Other (Specify)			0	0	0	0	0.0000	0	0	0	0	0	0.0000	0	0.0000	0	0
(e) Sub total (A)[2]			0	0	0	0	0.0000	0	0	0	0	0	0.0000	0	0.0000	0	0
Total Shareholding Of Promoter And Promoter Group (A) = (A)[1]+(A)[2]		5	88040261	0	0	88040261	58.2080	0	0	0	0	0	58.2080	0	0.0000	0	84236161

Details of Shares, which remain unclaimed may be given here along with details such as number of shareholders, outstanding shares held in Demat/unclaimed suspense account, voting rights which are frozen etc.


*Mtd*



No. of Shareholders: 21, No. of Shares: 2708

Note: (1) PAN would not be displayed on website of Stock Exchange(s)


(2) The term 'Encumbrance' has the same meaning as assigned under regulation 28(3) of SEBI (Substantial Acquisition of Shares and Takeovers) Regulations, 2011.



*Amul*

**Gujarat Industries Power Company Limited**  
**Table III - Statement showing shareholding pattern of the Public shareholder**

Category & Name of the shareholders	PAN	(i) Nos. of sharehold-ers	(ii) No. of fully paid up equity shares held	(iii) Party paid-up equity shares held	(iv) No. of Depository Receipts	(v) Total nos. shares held	Sharehold- ing % calculated as per SCRR, 1957 As a % of (A+B+C2)	Number of Voting Rights held in each class of securities			No. of Shares Underlying Outstanding convertible securities (including Warrants)	No. of Warrants	No. of Shares Underlying Outstanding convertible securities and No. of Warrants	Shareholding % assuming conversion of convertible securities (as a percentage of diluted share capital)	(xii) No. of Locked in shares	QUARTER ENDED ON: 31/12/2016		Number of equity shares held in dematerialised form				
								No. of securities	Class eg: X	Class eg: Y						(ix) Total as a % of (A+B+C)	(xi) (X)+(Y)+(Z) As a % of (A+B+C2)		No. (a)	As a % of total Shares held(b)	No. (a)	As a % of total Shares held(b)
1 Institutions																						
(a) Mutual Fund		16	9114599	0	0	9114599	6.0261	9114599	6.0261	0	0	0	6.0261	0	0	NA	9111399	NA				
(b) (i) ICICI Prudential Balanced Fund			6696554	0	0	6696554	4.4274	6696554	4.4274	0	0	0	4.4274	0	0	NA	6696554	NA				
(c) Venture Capital Funds		0	0	0	0	0	0.0000	0	0.0000	0	0	0	0.0000	0	0	NA	0	NA				
(d) Alternate Investment Funds		0	0	0	0	0	0.0000	0	0.0000	0	0	0	0.0000	0	0	NA	0	NA				
(e) Foreign Venture Capital Investors		0	0	0	0	0	0.0000	0	0.0000	0	0	0	0.0000	0	0	NA	0	NA				
(f) Foreign Portfolio Investor		27	5757307	0	0	5757307	3.8065	5757307	3.8065	0	0	0	3.8065	0	0	NA	5757307	NA				
(g) Government Of Singapore - E		2100090	2100090	0	0	2100090	1.3884	2100090	1.3884	0	0	0	1.3884	0	0	NA	2100090	NA				
(h) Congest Growth India		1785101	1785101	0	0	1785101	1.1802	1785101	1.1802	0	0	0	1.1802	0	0	NA	1785101	NA				
(i) Financial Institutions / Banks		8	29805	0	0	29805	0.0197	29805	0.0197	0	0	0	0.0197	0	0	NA	29805	NA				
(j) Finance Companies		6	12824099	0	0	12824099	8.4787	12824099	8.4787	0	0	0	8.4787	0	0	NA	12824099	NA				
(k) (i) ICICI Prudential Life Insurance Company Ltd.		5453020	5453020	0	0	5453020	3.6053	5453020	3.6053	0	0	0	3.6053	0	0	NA	5453020	NA				
(l) (ii) Life Insurance Corporation Of India		5258204	5258204	0	0	5258204	3.4765	5258204	3.4765	0	0	0	3.4765	0	0	NA	5258204	NA				
(m) Provident Funds/ Pension Funds		0	0	0	0	0	0.0000	0	0.0000	0	0	0	0.0000	0	0	NA	0	NA				
(n) Any Other (Specify)		3	2200	0	0	2200	0.0015	2200	0.0015	0	0	0	0.0015	0	0	NA	2200	NA				
(o) BFI		3	2200	0	0	2200	0.0015	2200	0.0015	0	0	0	0.0015	0	0	NA	2200	NA				
(p) Sub Total (B)(1)		60	27728010	0	0	27728010	18.3324	27728010	18.3324	0	0	0	18.3324	0	0	NA	27719210	NA				
(q) Central Government/ State Government(s)/ President of India																						
(r) Central Government / State Government(s)		6	11554306	0	0	11554306	7.6392	11554306	7.6392	0	0	0	7.6392	0	0	NA	11554306	NA				
(s) (i) Gujarat Power Corporation Limited		4977491	4977491	0	0	4977491	3.2909	4977491	3.2909	0	0	0	3.2909	0	0	NA	4977491	NA				
(t) (ii) Gujarat State Petroleum Corporation Ltd		3697000	3697000	0	0	3697000	2.4443	3697000	2.4443	0	0	0	2.4443	0	0	NA	3697000	NA				
(u) (iii) Gujarat State Electricity Corporation Limited		2205882	2205882	0	0	2205882	1.4584	2205882	1.4584	0	0	0	1.4584	0	0	NA	2205882	NA				
(v) Sub Total (B)(2)		6	11554306	0	0	11554306	7.6392	11554306	7.6392	0	0	0	7.6392	0	0	NA	11554306	NA				
(w) 3 Non-Institutions Individuals			0	0	0	0																
(x) Individual shareholders holding nominal share capital up to Rs. 2 Lakhs.		56058	13283834	0	0	13283834	8.7826	13283834	8.7826	0	0	0	8.7826	0	0	NA	13849104	NA				



*Sub*

ii. Individual shareholders holding nominal share capital in excess of Rs. 2 lakhs.																							
(b) NBFCs registered with RBI	44	2763394	0	0	2763394	1.8270	0	0	0	1.8270	0	0	0	1.8270	0	0	0	0	0	0	0	0	2763394
(c) Employee Trusts	0	0	0	0	0	0	0	0	0	0	0	0	0	0	0	0	0	0	0	0	0	0	0
(d) Overseas Depositories (holding DRs) (balancing figure)	0	0	0	0	0	0	0	0	0	0	0	0	0	0	0	0	0	0	0	0	0	0	0
(e) Any Other (Specify)	2291	7881383	0	0	7881383	5.2108	0	0	0	5.2108	0	0	0	5.2108	0	0	0	0	0	0	0	0	0
(f) Trusts	3	8400	0	0	8400	0.0056	0	0	0	0.0056	0	0	0	0.0056	0	0	0	0	0	0	0	0	8400
(g) Hindu Undivided Family	1051	1401200	0	0	1401200	0.9264	0	0	0	0.9264	0	0	0	0.9264	0	0	0	0	0	0	0	0	1401200
(h) Non Resident Indians (Non Repat)	212	146536	0	0	146536	0.0969	0	0	0	0.0969	0	0	0	0.0969	0	0	0	0	0	0	0	0	0
(i) Non Resident Indians (Repeat)	305	376790	0	0	376790	0.2491	0	0	0	0.2491	0	0	0	0.2491	0	0	0	0	0	0	0	0	0
(j) Unclaimed Shares	1	2708	0	0	2708	0.0018	0	0	0	0.0018	0	0	0	0.0018	0	0	0	0	0	0	0	0	2708
(k) Clearing Member	168	352185	0	0	352185	0.2328	0	0	0	0.2328	0	0	0	0.2328	0	0	0	0	0	0	0	0	352185
(l) Bodies Corporate	471	5593564	0	0	5593564	3.6982	0	0	0	3.6982	0	0	0	3.6982	0	0	0	0	0	0	0	0	5593564
(m) ICI Lombard General Insurance Company Ltd		3500000	0	0	3500000	2.3140	0	0	0	2.3140	0	0	0	2.3140	0	0	0	0	0	0	0	0	3500000
Sub Total (B)(3)	98393	23928611	0	0	23928611	15.8204	0	0	0	15.8204	0	0	0	15.8204	0	0	0	0	0	0	0	0	23928611
Total Public Shareholding (B)= (B)(1)-(B)(2)-(B)(3)	58459	63210927	0	0	63210927	41.7920	0	0	0	41.7920	0	0	0	41.7920	0	0	0	0	0	0	0	0	63210927

Details of the shareholders acting as persons in Concert including their Shareholding (No. and %):  
 Details of Shares which remain unclaimed may be given hear along with details such as number of shareholders, outstanding shares held in demat/unclaimed suspense account, voting rights which are frozen etc.

Note:

(1) PAN would not be displayed on website of Stock Exchange(s).

(2) The above format needs to be disclosed along with the name of following persons: Institutions/Non Institutions holding more than 1% of total number of shares

(3) W.r.t. the information pertaining to Depository Receipts, the same may be disclosed in the respective columns to the extent information available and the balance to be disclosed as held by custodian.

GENERATED ON: 03/04/2017

NSDL: 31/12/2016

CDSL: 31/12/2016

**Gujarat Industries Power Company Limited**


**Table IV - Statement showing shareholding pattern of the Non Promoter- Non Public shareholder**

Category & Name of the shareholders	PAN	Nos. of shareholders	No. of fully paid up equity shares held	Partly paid-up equity shares held	No. of shares underlying Depository Receipts	Total nos. shares held	Shareholding as per SCRR, 1957 As a % of (A+B+C2)	Number of Voting Rights held in each class of securities			No. of Shares Underlying	No. Of Warrants Underlying	Shareholding, as a % assuming full conversion of convertible securities and No. Of Warrants (as a percentage of diluted share capital)	Quarter ended: 31/12/2016		Number of equity shares held in dematerialised form
								No of Voting Rights		No. (a)				No. (a)	As a % of total Shares held(b)	
								Class	Total							
(i)	(ii)	(iii)	(iv)	(v)	(vi)	(vii) = (iv)+(v)+(vi)	(viii) As a % of (A+B+C2)	(ix)	(x)	(xi)	(xii)(a)	(xi) = (vii)+(x) As a % of (A+B+C2)	(xii)	(xiii)	(xiv)	
1. Custodian/DR Holder		0	0	0	0	0	0.0000	0	0	0	0	0.0000	0	0.0000	0	0
Employee Benefit Trust (under SEBI (Share based Employee 2. Benefit) Regulations, 2014)		0	0	0	0	0	0.0000	0	0	0	0	0.0000	0	0.0000	0	0
Total Non-Promoter- Non Public Shareholding (C) = (C1)+(C2)		0	0	0	0	0	0.0000	0	0	0	0	0.0000	0	0.0000	0	0

Note:

- (1) PAN would not be displayed on website of Stock Exchange(s).
- (2) The above format needs to disclose name of all holders holding more than 1% of total number of shares
- (3) W.r.t. the information pertaining to Depository Receipts, the same may be disclosed in the respective columns to the extent information available

GENERATED ON :03/01/2017 NSDL : 31/12/2016 CDSL : 31/12/2016



*Handwritten signature*